



RAMP YOUTH SERVICES:
A CONTINUUM



Julie Bosma



Autumn Kubatzke

OVERVIEW

- Who we are & what we do
- History
- Curriculums
- Sustainability
- Additional Youth Services

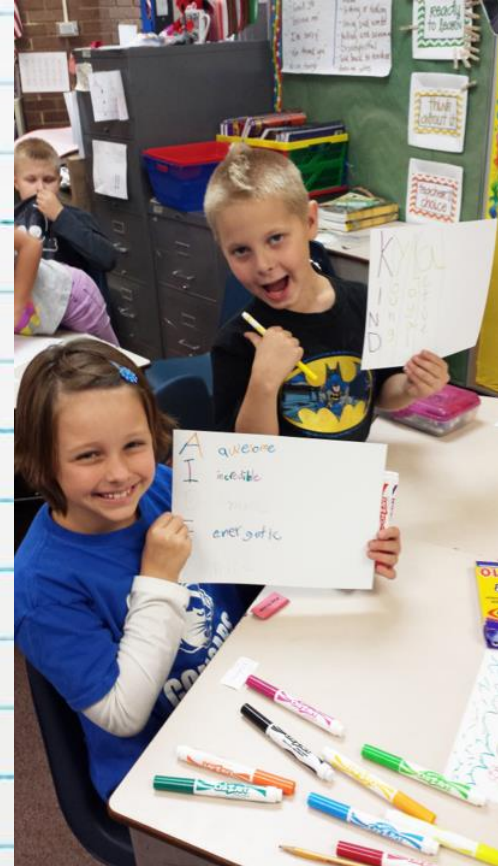
RAMP: WHO WE ARE AND WHAT WE DO



CONTINUUM



CURRICULUM: HOW DID WE BEGIN?



CURRICULUM: *iBelong*



ACTIVITY: IBELONG

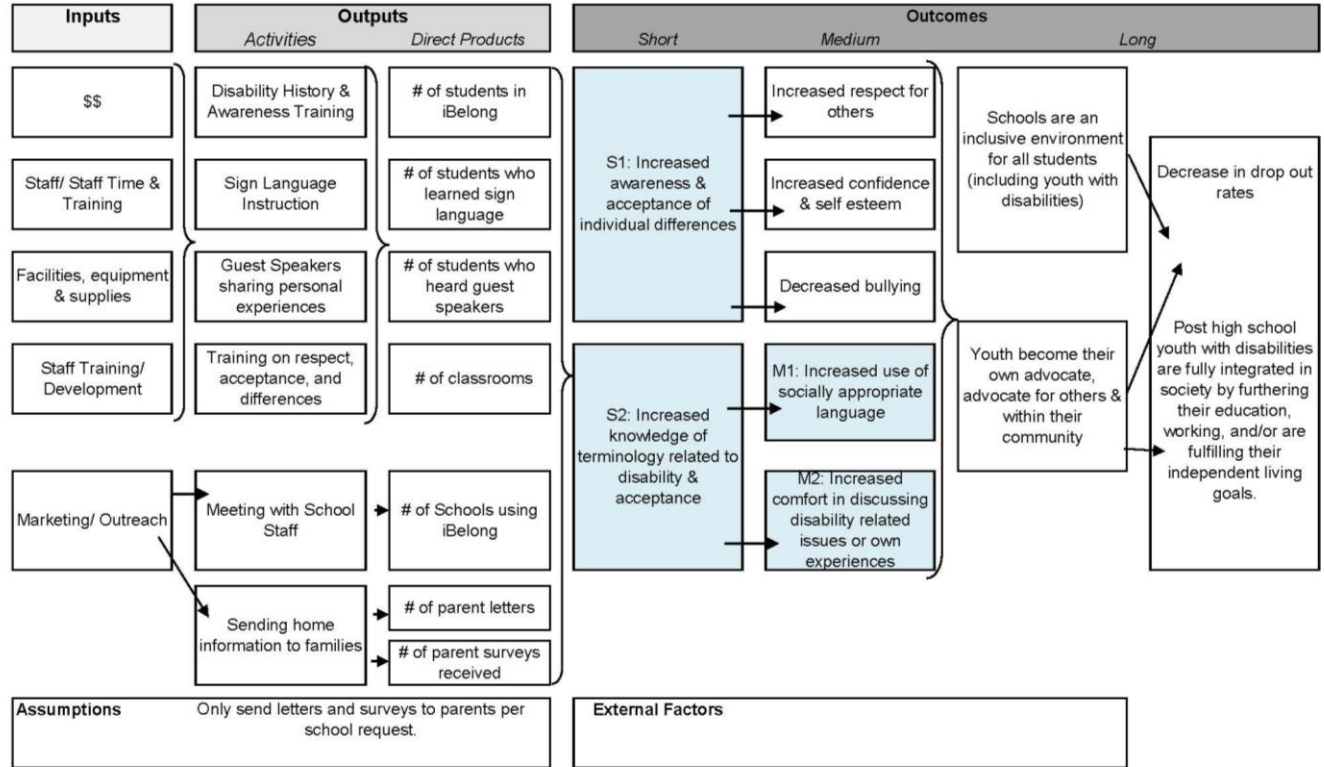


LOGIC MODEL:

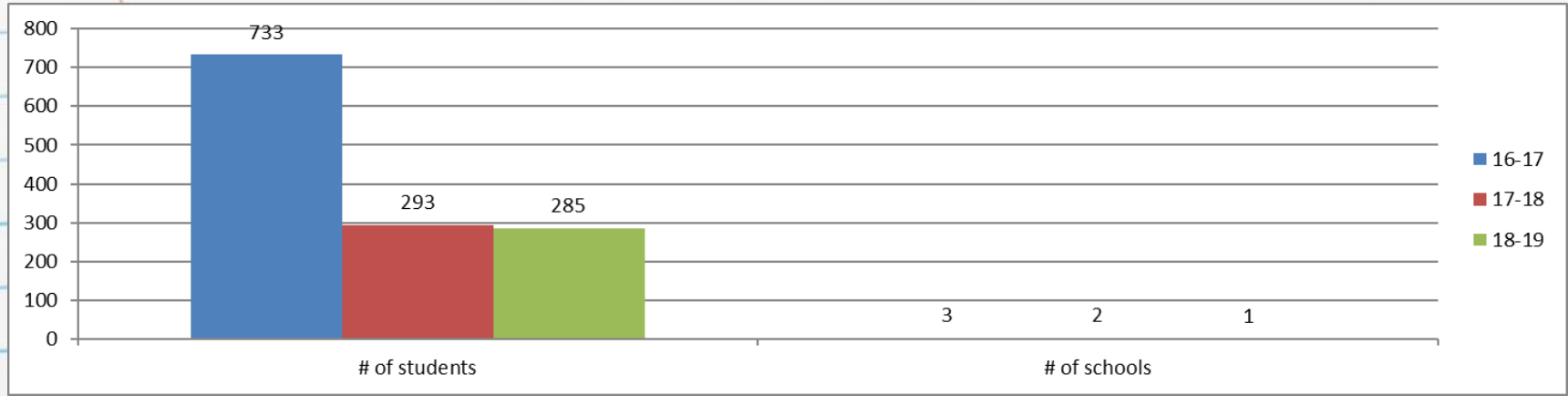
iBelong

Program: iBelong

Situation: iBelong is a Disability Awareness curriculum intended for grades Pre-Kindergarten – 6th, focusing on acceptance, believing in oneself, and how actions and attitudes affect others. The curriculum also provides instruction on disability history, people with disabilities, and the disability rights movement. iBelong provides clearly defined learning objectives that are aligned to grade-specific Common Core Standards and aides in the progression of social emotional learning.



OUTCOMES: iBelong



FY 2019 Outcome Data/Results

100% of teachers surveyed stated this program increased awareness and acceptance of individual differences (Target 85%)

100% of teachers surveyed stated this program increased knowledge of terminology related to disability and acceptance. (Target 85%)


75% of teachers surveyed stated this program increased use of socially appropriate language. (Target 60%)

100% of teachers surveyed stated this program increased comfort in discussing disability related issues or own experiences. (Target 70%)

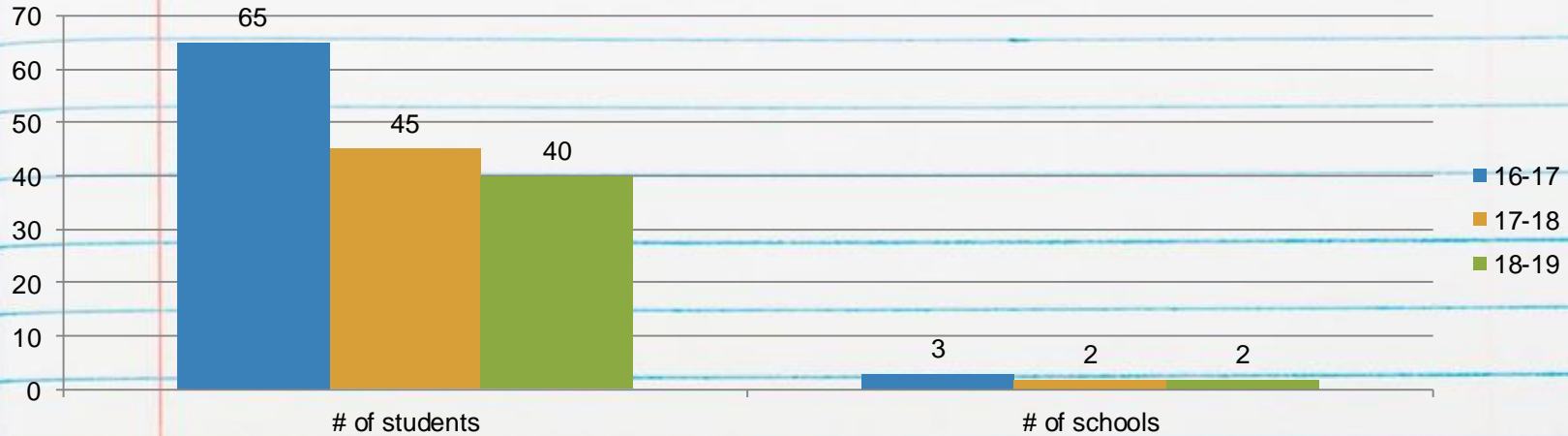
CURRICULUM: *Ignite*



ACTIVITY: *Ignite*



OUTCOMES: *Ignite*



FY 2019 Outcome Data/Results

31 or 89% of students surveyed plan to attend or have attended their own IEP/transition meeting. (Target 85%)

32 or 91% of students were able to identify their personality and communication styles. (Target 80%)

32 or 91% of students indicated they had practiced self-advocacy skills in 2 or more settings (Target 75%)

25 or 71% of students indicated they felt prepared to advocate for themselves at the next IEP or Transition Meeting (Target 75%)

30 or 86% of students selected a goal for employment and post-secondary education or training (Target 75%)

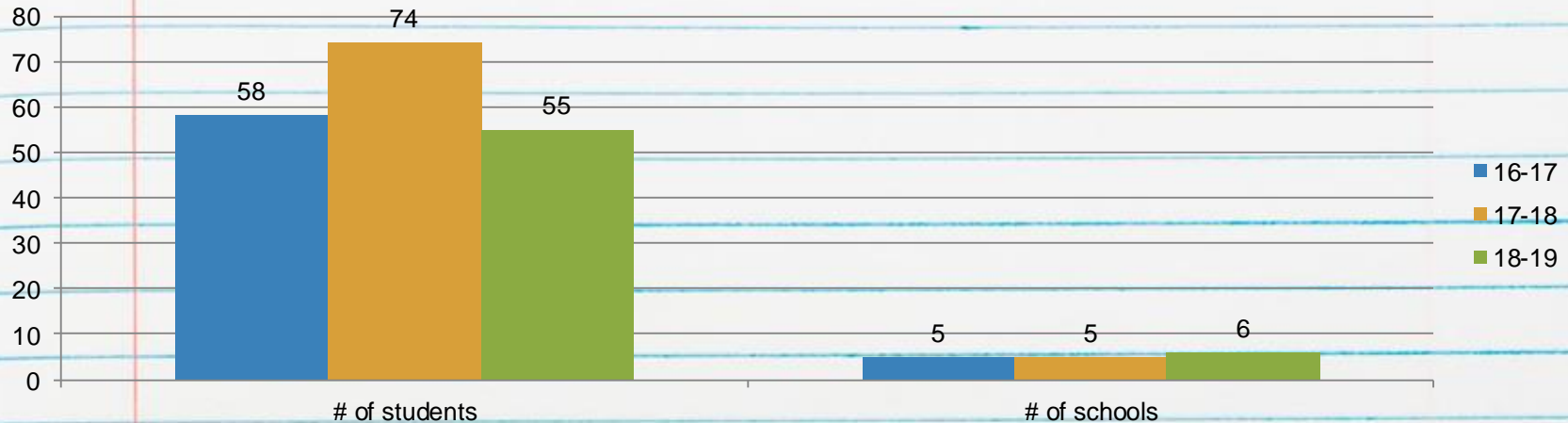
CURRICULUM: T'NT



ACTIVITY: T'NT



OUTCOMES: TNT



FY 2019 Outcome Data/Results

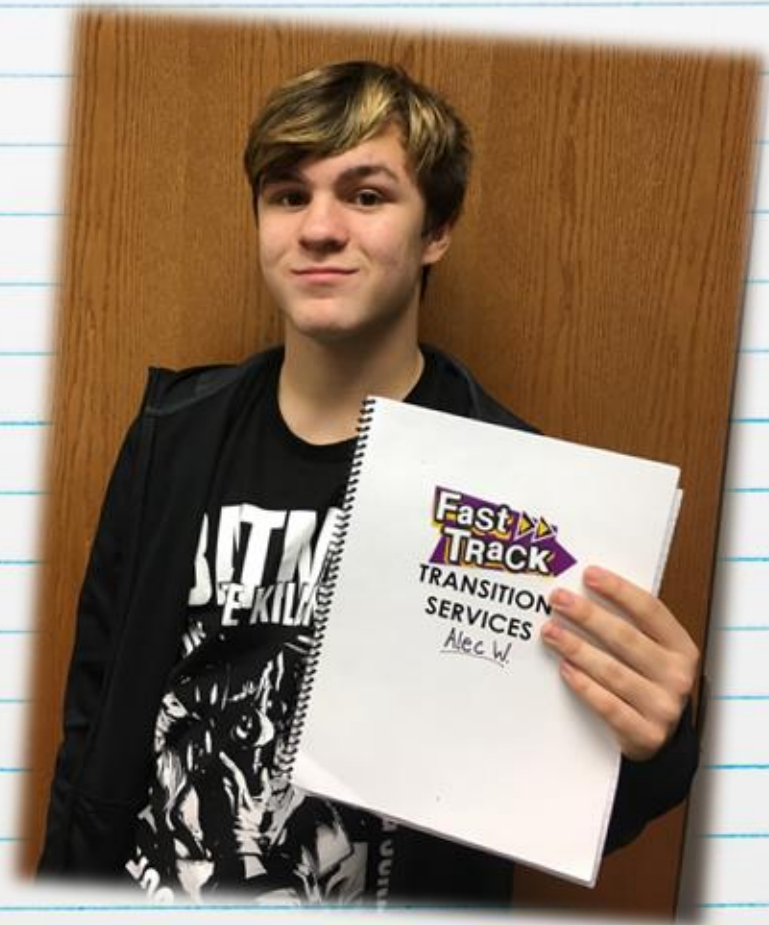
86% of students increased their knowledge of post-secondary education/training opportunities. (Target 75%)

87% of students increased their knowledge of independent living options. (Target 75%)

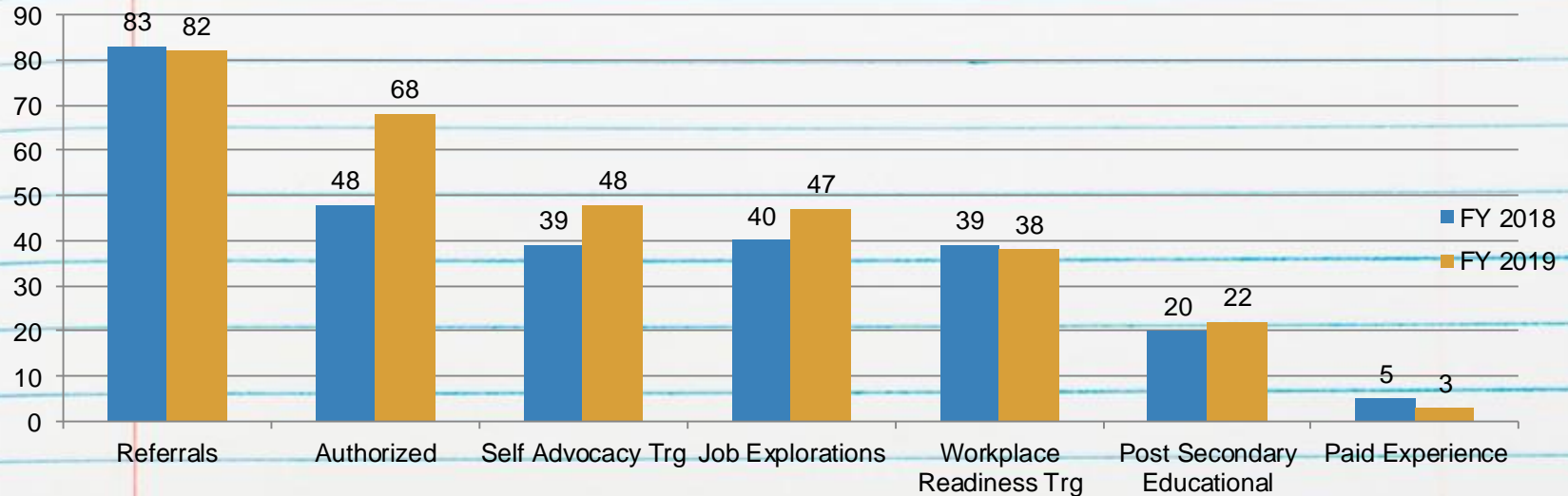
80% of students increase their job readiness skills. (Target 80%)

81% of students increased motivation for employment (Target 70%)

Fast Track



Outcomes: Fast Track



FY 2019 Outcome Data/Results:

67% of youth served stated their desired career and/or education path (Target 75%).

75% of youth served completed the training offered (Target 75%).

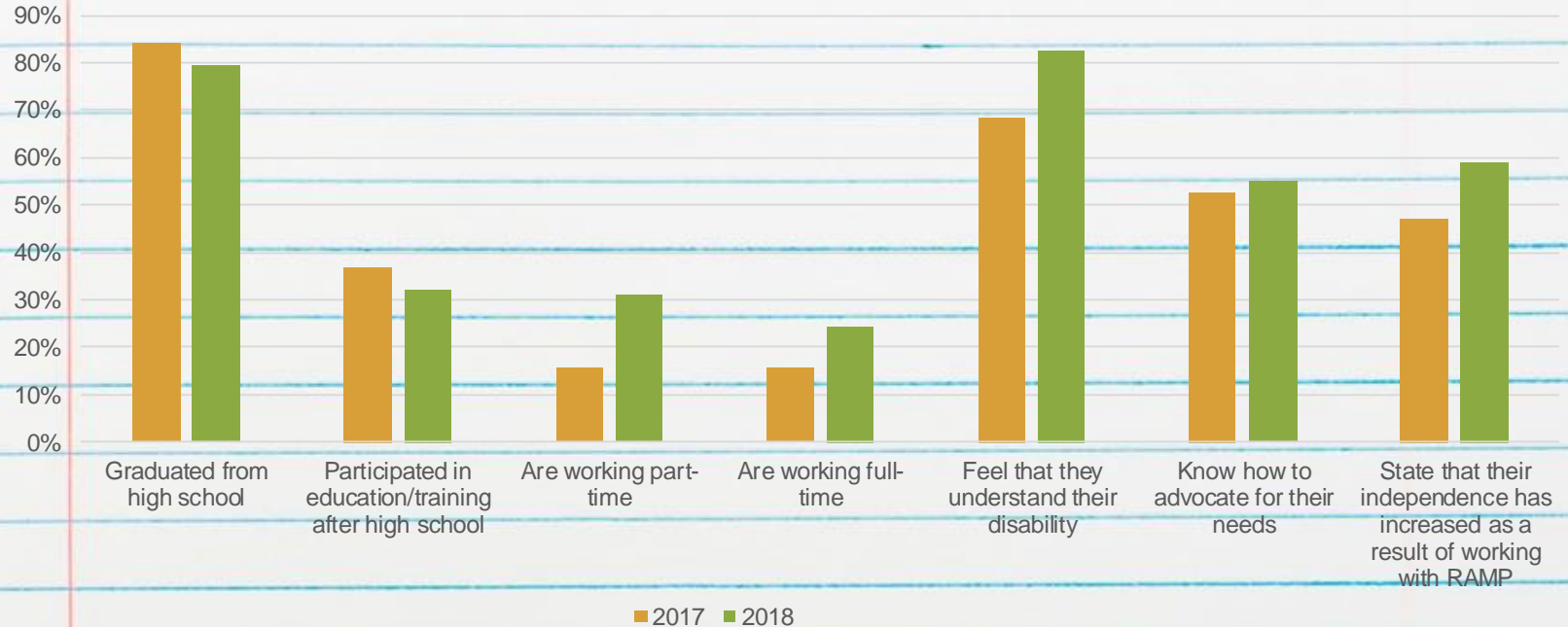
26% of youth served obtained a job shadow and or volunteer opportunity in the community (Target 25%).

26% of youth served obtained a job (Target 10%).

YEA: Youth Education Advocacy



Outcomes: YEA




Parent Trainings

- **101:** The basics
- **201:** Evaluations and eligibility
- **301:** Goals, accommodations, and LRE
- **401:** Discipline, Manifestation Hearings, and Behavior Plans
- **501:** Transition Plans
- **601:** When IEP isn't being followed, change of placement, and rights violations



UPCOMING NEW CURRICULUM



QUESTIONS

RAMP website: www.rampcil.org

Julie Bosma

jbosma@rampcil.org

815-968-7467

Autumn Kubatzke

akubatzke@rampcil.org

779-221-2354

CREDITS

Special thanks to all the people who made and released these awesome resources for free:

- *Presentation template by SlidesCarnival*
- *Photographs by Unsplash*